

# REOVIB MFS 168

*IP 54 or IP 20, frequency-control with automatic detection of the resonant frequency*



## Unique Selling Point

- Frequency-control devices for controlling a vibratory conveyor independently of mains input frequency
- Automatic detection of the resonant frequency of the vibratory conveyor system (with additional vibration amplitude sensor) and option to regulate the vibration amplitude – Constant feed rates can be achieved independently of load or changes in the mechanical system
- Conveyor frequencies adjustable between 35...140 Hz
- Mains voltage compensation with constant vibration amplitude
- All settings can be made using the integrated display
- Sinusoidal output current
- Can be used on 110 V or 240 V mains autom. Detection
- User settings can be stored
- With fill level/overflow control
- Versions available in various protection classes and with various connection options

## Description

Frequency controllers in the REOVIB MFS 168 range for vibratory conveyor technology offer the option of operating the vibratory conveyor at an optimal vibration frequency for the material - independently of the mains input frequency.

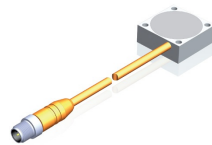
It is also possible, thanks to the system patented by REO, to determine the resonant frequency of the vibratory system automatically and to regulate the vibration amplitude accordingly. In addition, various sensor and valve logic links can be programmed.

Devices in the REOVIB MFS 168 series are available with a max. output current of 3A, 6A and 8A and as IP20 versions for installation in control cabinets or as IP54 standalone units.

## The IP54 housings are available with:

- Input cable/output socket
- Complete cable connection solution for mains, output and control connections

## Suitable sensor:



REOVIB SW in IP54 design

## Technical Data

- Output voltage : 0 - 100 / 0 - 205 V
- Output Current : max 3/6/8 A
- Input voltage auto detect : 110 / 230 V

# REOVIB MFS 168

*IP 54 or IP 20, frequency-control with automatic detection of the resonant frequency*

## Technical data

	Mains input	110 / 230V Auto Detect
Mains frequency	50 / 60 Hz +/- 3 Hz	
Output voltage	0...100 V / 0...205 V	
Output current	max. 3 A / 6 A / 8 A	
Vibration frequency	30...140 Hz	
Setpoint value	Display, Potentiometer , 0...10V, 0...20 mA	
Status signal	Changeover relay 250 V, 1A	
Ext. Enable	24 V DC, Switch	
Sensor supply	24 V DC	
Setting Umin / Umax	Display	
Soft start	Adjustable 0...5 Sec.	
Fill level/overflow control	PNP, 24 V DC (Option)	
Coarse/fine control	X (Option)	
Vibration amplitude regulation	X (Option)	
Resonant frequency search	X (Option)	
Mains voltage compensation	X	
Standards Conformity	CE, RoHS	
Protection class	IP20 / IP54	

Your contact:

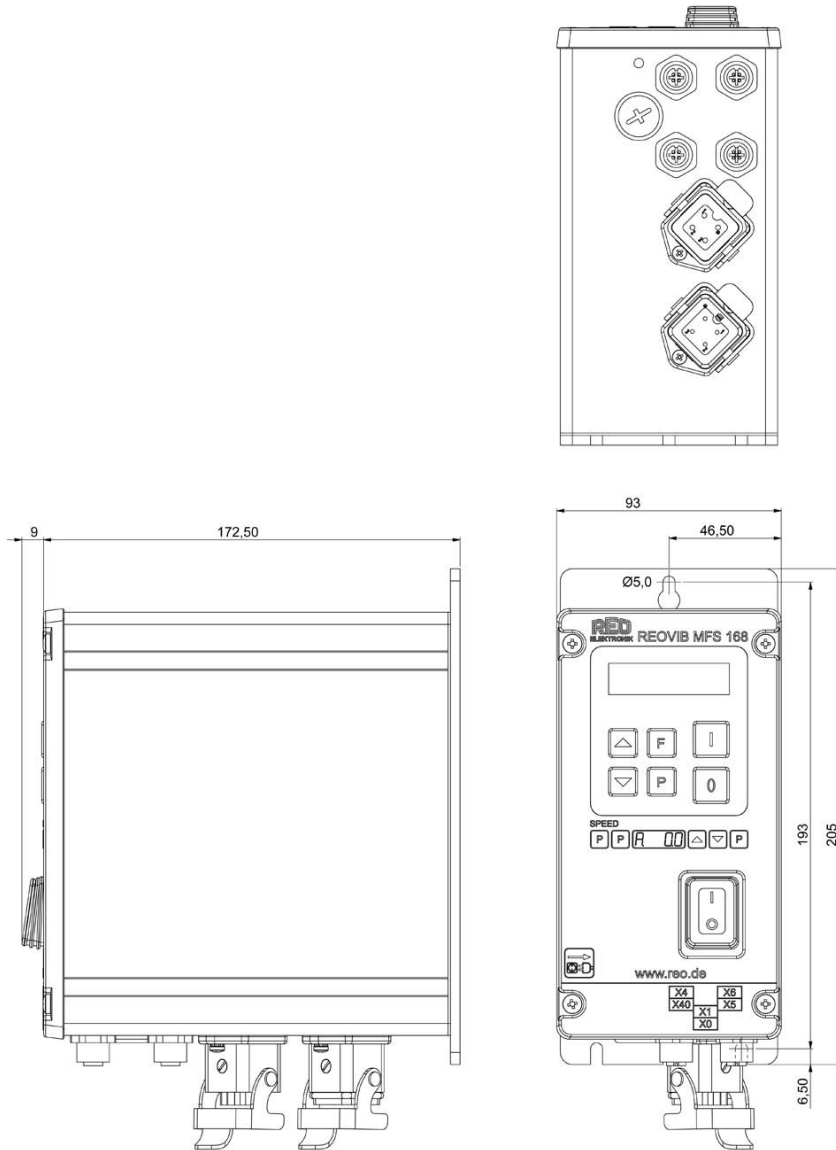
+49-(0)2 12-88 04-0 • info@reo.de



# REOVIB MFS 168

*IP 54 or IP 20, frequency-control with automatic detection of the resonant frequency*

Dimension drawing IP 54 - 3A



Example completely pluggable

Your contact:

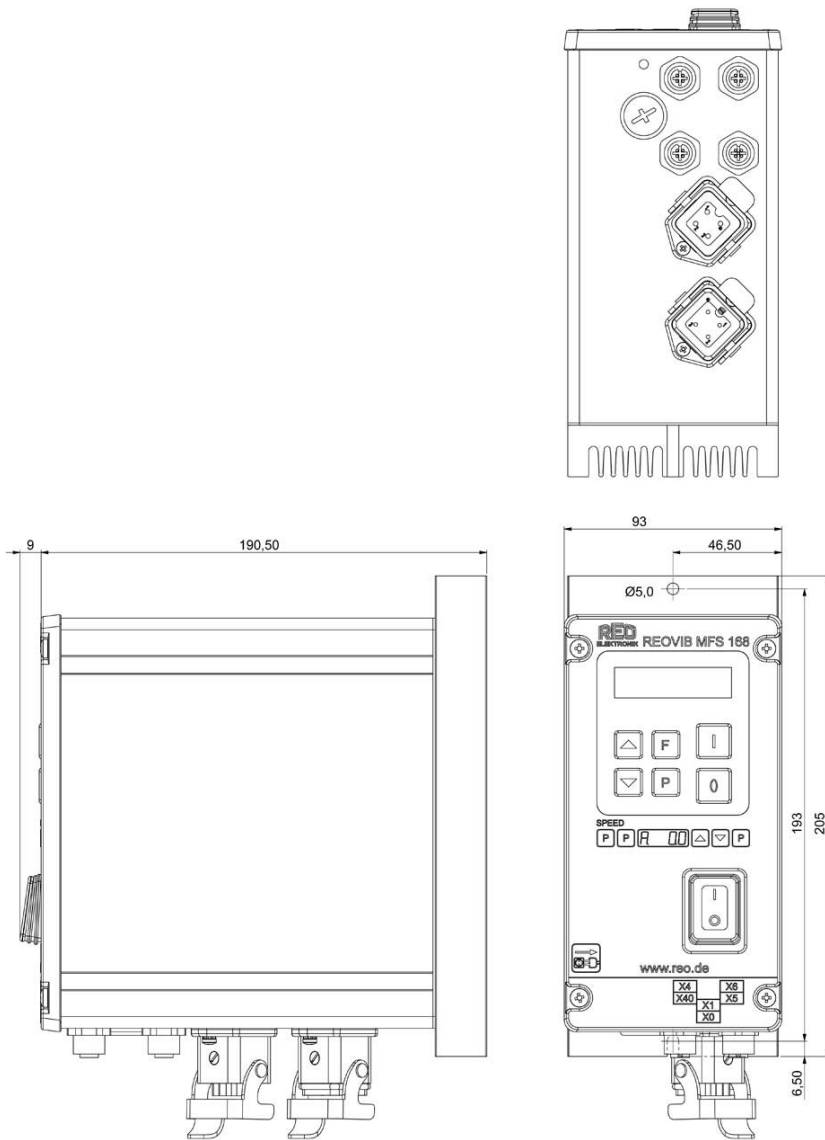
+49-(0)2 12-88 04-0 • info@reo.de



# REOVIB MFS 168

*IP 54 or IP 20, frequency-control with automatic detection of the resonant frequency*

Dimension drawing IP 54 - 6A



Your contact:

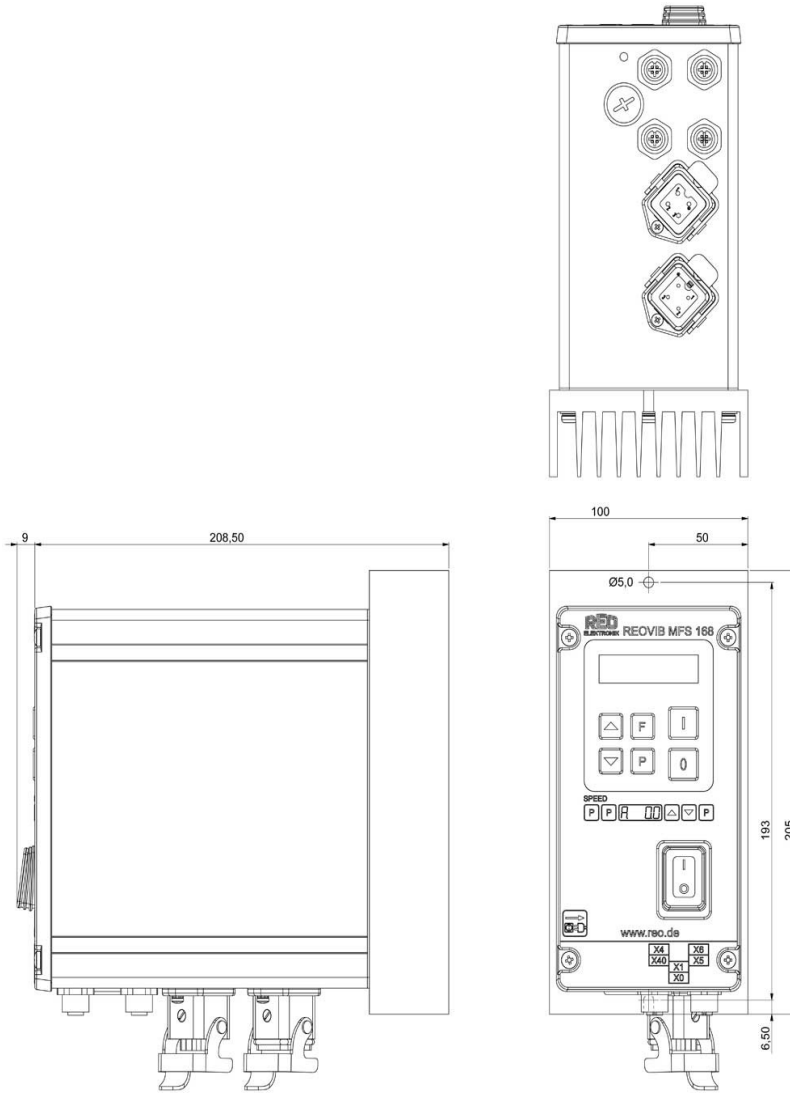
+49-(0)2 12-88 04-0 • info@reo.de



# REOVIB MFS 168

*IP 54 or IP 20, frequency-control with automatic detection of the resonant frequency*

Dimension drawing IP 54 - 8A



Your contact:

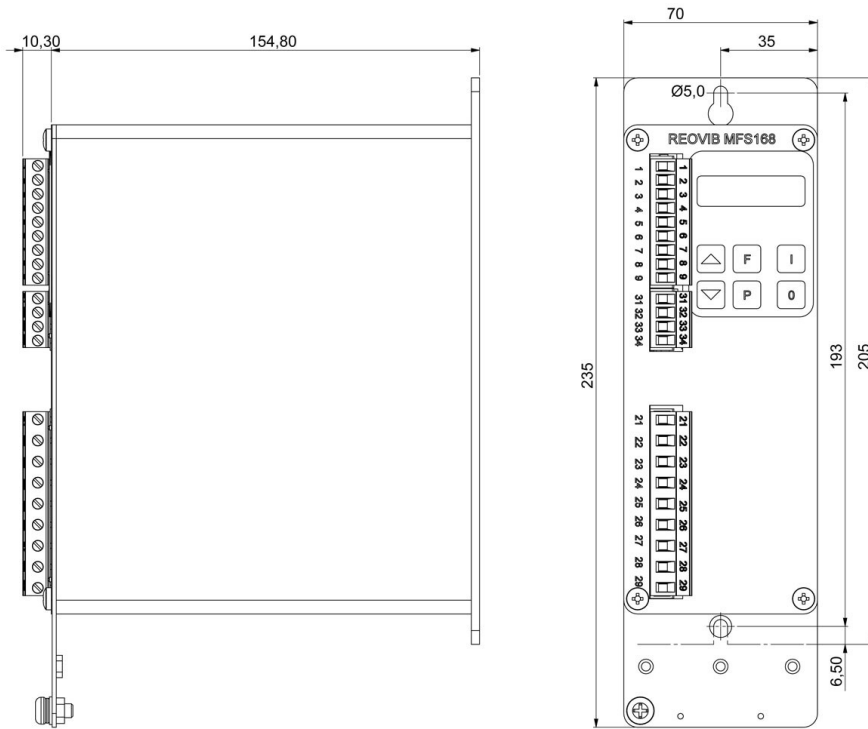
+49-(0)2 12-88 04-0 • info@reo.de



# REOVIB MFS 168

*IP 54 or IP 20, frequency-control with automatic detection of the resonant frequency*

Dimension drawing IP 20 - 3A



Your contact:

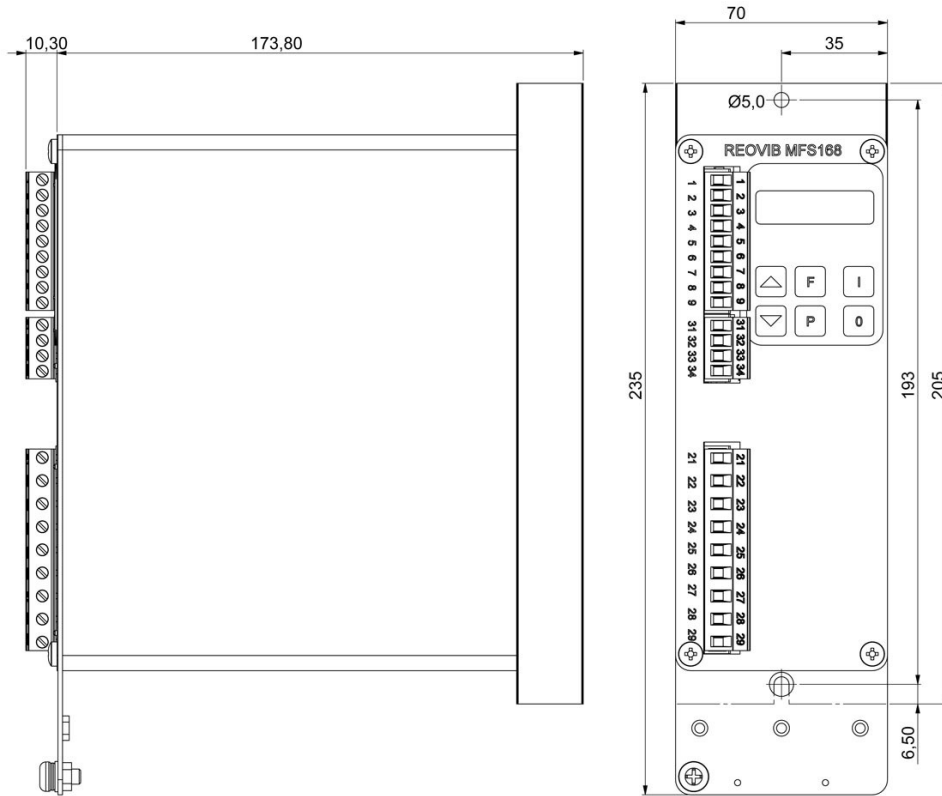
+49-(0)2 12-88 04-0 • info@reo.de



# REOVIB MFS 168

*IP 54 or IP 20, frequency-control with automatic detection of the resonant frequency*

Dimension drawing IP 20 - 6A



Your contact:

+49-(0)2 12-88 04-0 • info@reo.de



# REOVIB MFS 168

*IP 54 or IP 20, frequency-control with automatic detection of the resonant frequency*

Dimension drawing IP 20 - 8A

